

# ON DECK

## Maritime Safety Victoria stakeholder update

Data extract – October 2020

# Statistics

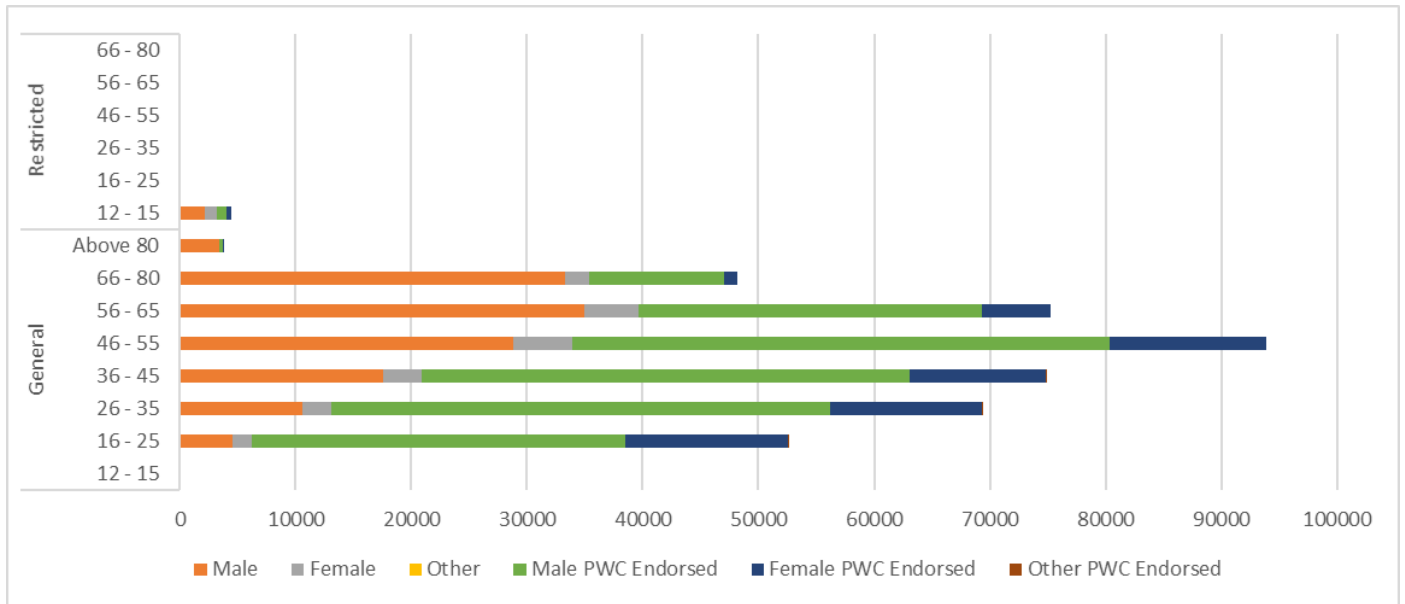
1 July 2020 – 30 September 2020

The below data is property of the Director, Transport Safety. Please contact MSV should you wish to use or further distribute it. These figures are not final and are subject to daily change.

## Registration and licensing numbers

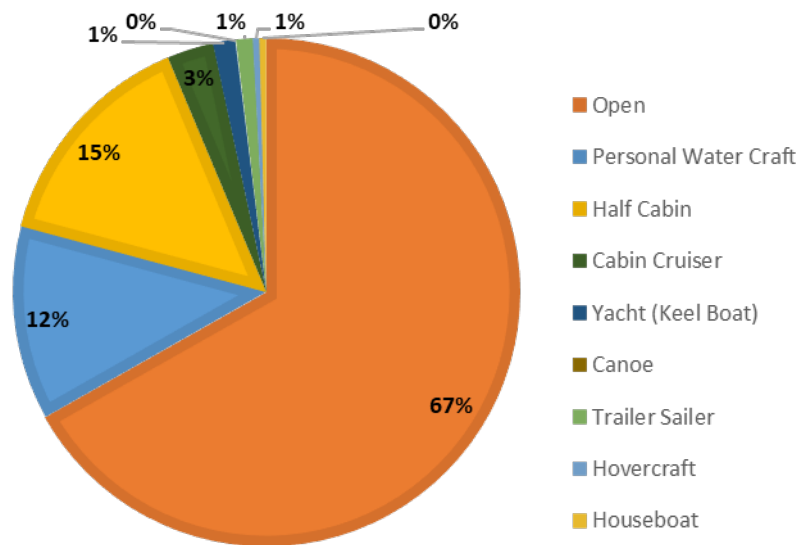
**Graph 1 - Licence type by age and gender**

As of 30 September 2020, the total number of Victorian recreational boating licence holders was **422,000**.



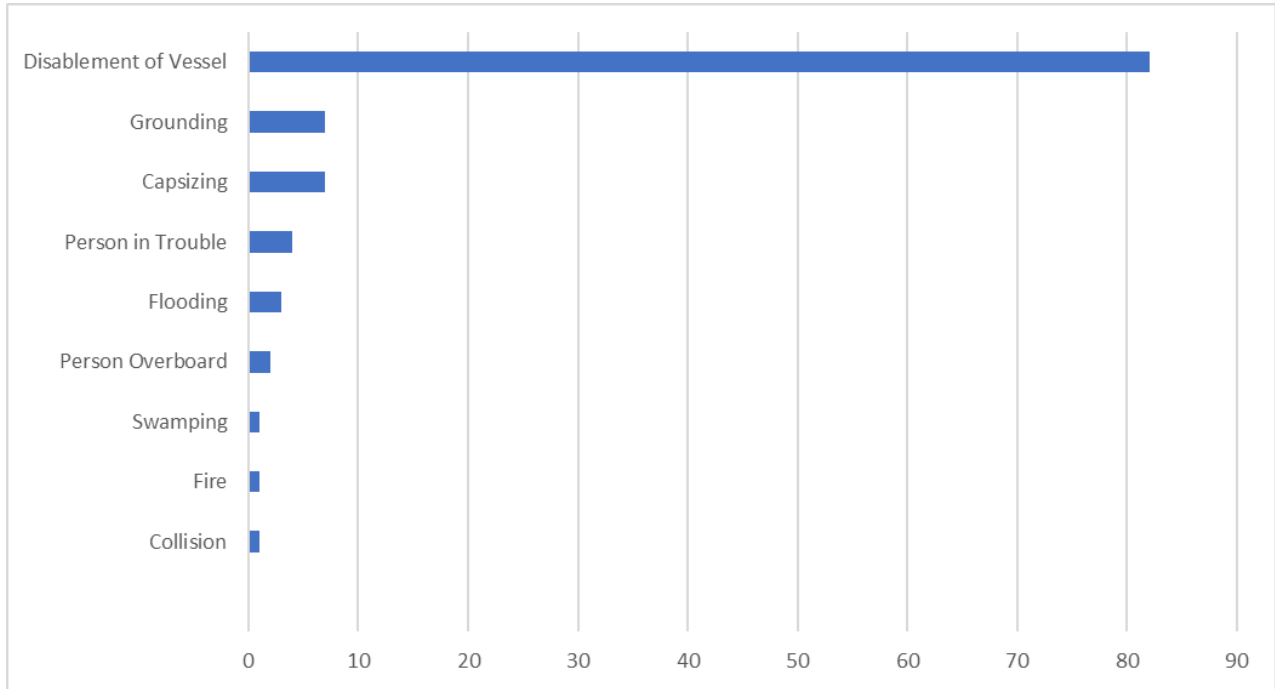
**Graph 2 - Fleet by vessel type**

As of 30 September 2020, the total number of registered vessels for 2020-2021 was **197,000**. This data covers both new registrations and renewals.



### Graph 3 - Incidents

From 1 July to 30 September there were **108** recreational marine incidents. Most of these incidents (76%) were vessel disablements.



### Incident management and maritime casualty – pandemic analysis

The following statistics project the comparisons in figures and percentages in marine incidents during coronavirus (COVID-19), the number of incidents per month and the percentage increase or decrease for the same month in the previous year.

The significant increase in June 2020, when restrictions were eased and people returned to boating, shows how demanding it has been for marine search and rescue (MSAR) agencies and the risks associated with not preparing your vessel.

Note: the August 2020 figures was during lockdown, but the restriction only applied to Melbourne Metro (including Mornington Peninsula) and not all of Victoria.

### Graph 4 - Incidents Comparison 2019-2020

